

Ex d II B Flame proof enclosures EJB



- Ex d flame proof aluminium diecast enclosures for installation of non Ex approved equipment
- Possible combination of Ex e connection departments
- Execution II B



Technical Data

Explosion protection

⊕ II 2 G Ex dII B + H2

⊕ II 2 D Ex tD A21

Ex d, Ex d[ia] II B

Certificates

BKI 08 ATEX 019; IECEx BKI 09.0005; GOST-R: POCC IT.ГБ05.B02537; No. 07/43-269
Gost -K

Material

copper free aluminium (Cu < 0,1 %)

Colour

RAL 9006, grey

Ingress protection

IP 66 to EN 60529

Temperature range

Standard: -20°C to +40°C

Optional: -50°C to +130°C

Included in delivery

Enclosure system consisting of base and lid with screws, external earth connection, hinge, mounting plate and external brackets

Product range

| Order No. | Type | Internal dimensions (mm) H x W x D | External dimensions (mm) H x W x D |
|-------------|--------|---------------------------------------|---------------------------------------|
| 40.00 20 01 | EJB 11 | 115 x 115 x 90 | 175 x 175 x 125 |
| 40.00 20 02 | EJB 21 | 217 x 175 x 122 | 285 x 245 x 169 |
| 40.00 20 03 | EJB 22 | 240 x 140 x 130 | 300 x 200 x 177 |
| 40.00 20 04 | EJB 30 | 340 x 245 x 120 | 415 x 315 x 168 |
| 40.00 20 05 | EJB 31 | 340 x 245 x 200 | 415 x 315 x 250 |
| 40.00 20 06 | EJB 51 | 495 x 295 x 203 | 568 x 365 x 257 |
| 40.00 20 07 | EJB 61 | 595 x 395 x 310 | 670 x 470 x 360 |
| 40.00 20 08 | EJB 63 | 595 x 395 x 184 | 670 x 470 x 235 |
| 40.00 20 09 | EJB 71 | 645 x 445 x 360 | 742 x 572 x 425 |
| 40.00 20 10 | EJB 91 | 830 x 530 x 370 | 960 x 660 x 460 |

Accessories

Optional internal painting: anticondensate painting orange RAL 2004

O-ring gaskets on cover

Glass window on cover

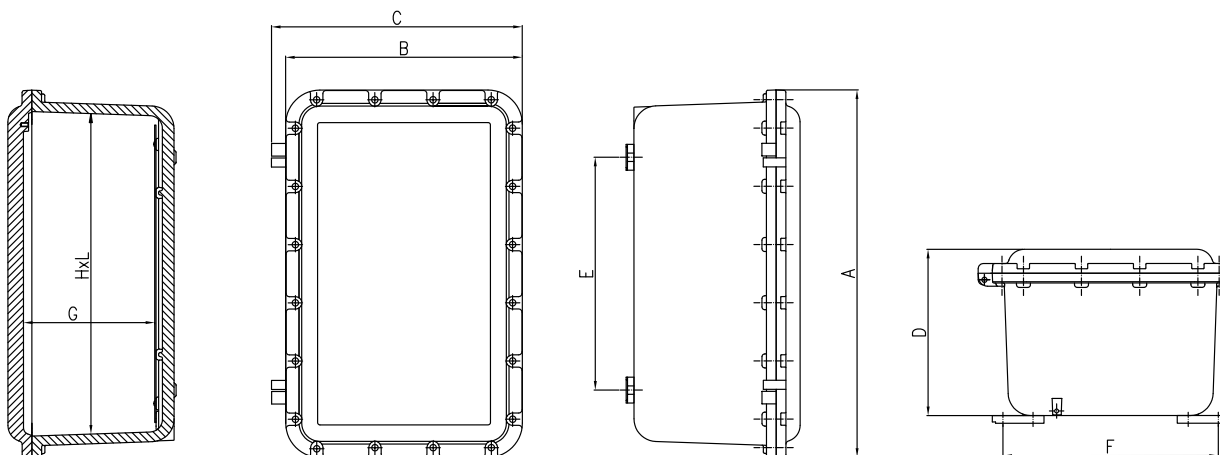
Drain plugs



Ex d II B Flame proof enclosures EJB

Dimensions

| Order No. | Type | Dimensions (mm) | | | | | | | | | Mounting plate | Weight (kg) |
|-------------|--------|-----------------|-----|-----|-----|-----|-----|-----|-----|-----|----------------|-------------|
| | | A | B | C | D | E | F | G | H | L | | |
| 40.00 20 01 | EJB 11 | 175 | 175 | - | 125 | 78 | 165 | 90 | 115 | 115 | 95 x 95 | 3,6 |
| 40.00 20 02 | EJB 21 | 285 | 245 | 267 | 169 | 160 | 276 | 122 | 217 | 175 | 180 x 140 | 10,5 |
| 40.00 20 03 | EJB 22 | 300 | 200 | 222 | 177 | 195 | 221 | 130 | 240 | 140 | 235 x 135 | 12,5 |
| 40.00 20 04 | EJB 30 | 415 | 315 | 340 | 168 | 280 | 306 | 120 | 340 | 245 | 325 x 225 | 18,5 |
| 40.00 20 05 | EJB 31 | 415 | 315 | 340 | 250 | 280 | 306 | 200 | 340 | 245 | 325 x 225 | 20,5 |
| 40.00 20 06 | EJB 51 | 568 | 365 | 388 | 257 | 360 | 343 | 203 | 495 | 295 | 460 x 260 | 36,5 |
| 40.00 20 07 | EJB 61 | 670 | 470 | 490 | 360 | 500 | 470 | 310 | 595 | 395 | 560 x 360 | 57 |
| 40.00 20 08 | EJB 63 | 670 | 470 | 490 | 235 | 500 | 470 | 184 | 595 | 395 | 560 x 360 | 47 |
| 40.00 20 09 | EJB 71 | 742 | 542 | 572 | 425 | 500 | 456 | 360 | 645 | 445 | 590 x 390 | 110 |
| 40.00 20 10 | EJB 91 | 960 | 660 | 700 | 460 | 700 | 526 | 370 | 830 | 530 | 758 x 448 | 202 |



Ex d II B Flame proof enclosures EJB

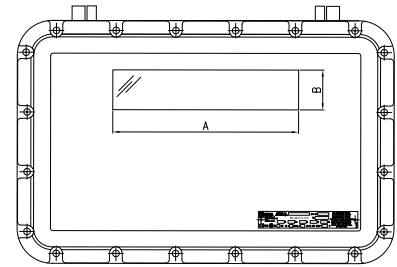


Terminal mounting

| Make | Phoenix / Weidmüller | | | | | | | |
|-----------------------------|----------------------|--------|--------|--------|--------|--------|--------|--------|
| | X | X | X | X | X | X | X | X |
| DIN rail TS 35 | X | X | X | X | X | X | X | X |
| Nominal cross section (mm²) | 2,5 | 6,0 | 10,0 | 16,0 | 35,0 | 50,0 | 70,0 | 240,0 |
| Enclosure type | | | | | | | | |
| 40.00 20 01 | 1 x 12 | 1 x 8 | 1 x 6 | 1 x 4 | 1 x 2 | | | |
| 40.00 20 02 | 1 x 30 | 1 x 20 | 1 x 14 | 1 x 12 | 1 x 8 | 1 x 6 | 1 x 2 | 1 x 1 |
| 40.00 20 03 | 1 x 44 | 1 x 30 | 1 x 20 | 1 x 18 | 1 x 12 | 1 x 10 | 1 x 4 | 1 x 2 |
| 40.00 20 04 | 2 x 52 | 2 x 32 | 2 x 24 | 2 x 20 | 2 x 14 | 1 x 12 | 1 x 8 | 1 x 4 |
| 40.00 20 05 | 2 x 52 | 2 x 32 | 2 x 24 | 2 x 20 | 2 x 14 | 1 x 12 | 1 x 8 | 1 x 4 |
| 40.00 20 06 | 2 x 80 | 2 x 46 | 2 x 36 | 2 x 30 | 2 x 22 | 2 x 18 | 1 x 16 | 1 x 6 |
| 40.00 20 07 | 3 x 92 | 3 x 58 | 3 x 46 | 3 x 38 | 3 x 28 | 2 x 26 | 2 x 22 | 1 x 12 |
| 40.00 20 08 | 3 x 92 | 3 x 58 | 3 x 46 | 3 x 38 | 3 x 28 | 2 x 26 | 2 x 22 | 1 x 12 |
| 40.00 20 09 | 3 x 110 | 3 x 70 | 3 x 56 | 3 x 46 | 3 x 34 | 2 x 28 | 2 x 24 | 1 x 12 |
| 40.00 20 10 | 3 x 140 | 3 x 90 | 3 x 70 | 3 x 60 | 3 x 44 | 3 x 36 | 2 x 32 | 2 x 14 |
| 40.00 20 11 | 1 x 54 | 1 x 34 | 1 x 26 | 1 x 22 | 1 x 16 | 1 x 12 | 1 x 6 | 1 x 2 |
| 40.00 20 12 | 2 x 70 | 2 x 46 | 2 x 36 | 2 x 30 | 2 x 22 | 1 x 18 | 1 x 10 | 1 x 4 |
| 40.00 20 13 | 2 x 70 | 2 x 40 | 2 x 32 | 2 x 26 | 2 x 20 | 2 x 14 | 1 x 10 | 1 x 4 |
| 40.00 20 14 | 3 x 80 | 3 x 50 | 3 x 36 | 3 x 28 | 3 x 18 | 2 x 16 | 2 x 12 | 1 x 6 |

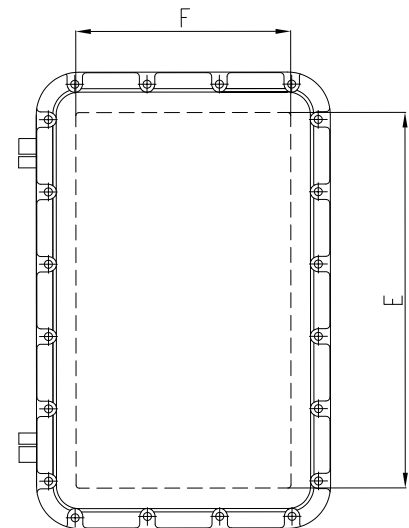
Window dimensions

| Window area (mm) A x B | | EJB 11 | EJB 21 | EJB 22 | EJB 30/31 | EJB 51 | EJB 61/63 | EJB 71 | EJB 91 |
|---------------------------|-----|--------|--------|--------|-----------|--------|-----------|--------|--------|
| 60 | 60 | X | X | X | X | X | X | X | X |
| 75 | 75 | X | X | | X | X | X | X | X |
| 110 | 75 | | X | X | X | X | X | X | X |
| 150 | 75 | | X | | X | X | X | | |
| 150 | 150 | | | | X | X | X | | |
| 300 | 75 | | | | X | X | X | | |
| 300 | 150 | | | | X | X | X | | |
| 300 | 300 | | | | | | X | | |
| 450 | 300 | | | | | | X | | |



Lid machining areas

| Type | Lid area E x F (mm) | max. quantity of devices ø 30 mm |
|--------|------------------------|--|
| EJB 11 | 120 x 120 | 6 |
| EJB 21 | 200 x 155 | 12 |
| EJB 22 | 240 x 210 | 15 |
| EJB 30 | 305 x 205 | 30 |
| EJB 31 | 305 x 205 | 30 |
| EJB 51 | 465 x 265 | 54 |
| EJB 61 | 575 x 370 | 56 |
| EJB 63 | 575 x 370 | 56 |
| EJB 71 | 590 x 390 | 48 |
| EJB 91 | 800 x 500 | 54 |





Ex d II B Flame proof enclosures EJB

Enclosure machining areas

| Type | Machining area A-B | Quantity glands | | | | | | | |
|--------|-----------------------|-----------------|-----------------|---------------|-------------------|-------------------|---------------|-------------------|---------------|
| | | M20 1/2" NPT | M25 3/4" NPT | M32 1" NPT | M40 1-1/4" NPT | M50 1-1/2" NPT | M63 2" NPT | M75 2-1/2" NPT | M85 3" NPT |
| EJB-11 | 125 x 60 | 4 | 2 | 2 | 1 | 1 | | | |
| EJB-21 | 200 x 90 | 10 | 7 | 5 | 3 | 2 | 2 | 1 | |
| EJB-22 | 215 x 130 | 15 | 11 | 8 | 6 | 6 | 3 | 2 | 1 |
| EJB-30 | 320 x 65 | 13 | 7 | 5 | 5 | 4 | 3 | | |
| EJB-31 | 320 x 150 | 28 | 18 | 14 | 11 | 8 | 6 | 3 | 2 |
| EJB-51 | 460 x 155 | 44 | 27 | 24 | 20 | 12 | 10 | 6 | 3 |
| EJB-61 | 550 x 250 | 72 | 50 | 36 | 32 | 21 | 21 | 14 | 8 |
| EJB-63 | 550 x 130 | 36 | 29 | 18 | 16 | 14 | 7 | 5 | 4 |
| EJB-71 | 600 x 270 | 78 | 55 | 50 | 36 | 32 | 21 | 18 | 10 |
| EJB-91 | 745 x 290 | 112 | 84 | 65 | 55 | 40 | 28 | 23 | 14 |

| Type | Machining area C-D | Quantity glands | | | | | | | |
|--------|-----------------------|-----------------|-----------------|---------------|-------------------|-------------------|---------------|-------------------|---------------|
| | | M20 1/2" NPT | M25 3/4" NPT | M32 1" NPT | M40 1-1/4" NPT | M50 1-1/2" NPT | M63 2" NPT | M75 2-1/2" NPT | M85 3" NPT |
| EJB-11 | 125 x 60 | 4 | 2 | 2 | 1 | 1 | | | |
| EJB-21 | 160 x 90 | 8 | 5 | 4 | 3 | 2 | 1 | 1 | |
| EJB-22 | 110 x 130 | 9 | 5 | 5 | 4 | 2 | 1 | 1 | 1 |
| EJB-30 | 225 x 65 | 9 | 5 | 4 | 3 | 3 | 2 | | |
| EJB-31 | 225 x 150 | 20 | 12 | 9 | 8 | 6 | 5 | 2 | 1 |
| EJB-51 | 255 x 155 | 24 | 15 | 12 | 11 | 6 | 6 | 3 | 2 |
| EJB-61 | 350 x 250 | 48 | 30 | 24 | 20 | 12 | 12 | 8 | 6 |
| EJB-63 | 350 x 130 | 24 | 17 | 12 | 10 | 8 | 4 | 3 | 3 |
| EJB-71 | 400 x 270 | 48 | 35 | 35 | 24 | 20 | 15 | 12 | 6 |
| EJB-91 | 440 x 290 | 70 | 42 | 35 | 35 | 24 | 18 | 13 | 8 |

